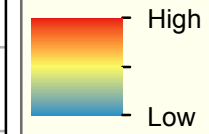


Density of Completed Conditions in FY13

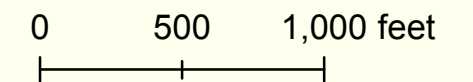


- Metro Entrance (total = 15)
- Downtown BID Boundary

Statistics:
Total FY13 Completed Conditions = **2,418**

Note: Excludes Homeless/Panhandler conditions

Credits:
Data collected by - Field Asset Management (FAM) Team
Collection Date - Oct. 1st, 2012 through Sept. 30th, 2013
Collection method - custom mobile iPhone/iPad FAM application
Quality Assurance Manager - Blake Holub



1 inch = 675 feet

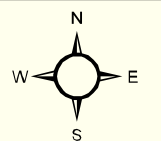
Scale: 1:8,100

Data Source:
Downtown DC Business Improvement District (DCBID)/
Office of the Chief Technology Officer (OCTO)

Document Prepared by: DC BID

Coordinate System:
NAD 1983 StatePlane Maryland FIPS 1900

Information on this map is for illustration only.
The user acknowledges and agrees that the use of
this information is at the sole risk of the user. No
endorsement, liability, or responsibility for information
or opinions expressed are assumed or accepted by
the DCBID.



Date: 10/30/2013

The White House

The National Mall